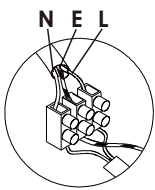




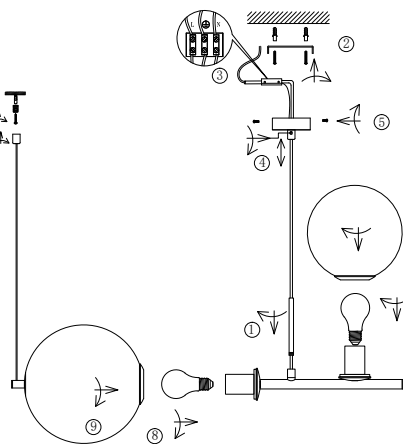
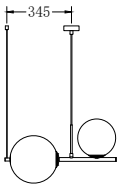
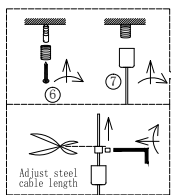
Please read instructions before commencing installation and retain for future reference.

**SPECIFICATIONS:**

- **Fitting:** Aluminum+ Glass
  - **Lamp type:** E27 MAX 8W
- Lamps and gears excluded unless otherwise specified
- **Protection against electric shock:** CLASS I. Requires earth connection.
  - **Ingress Protection:** IP20. Protection against entry of solid objects greater than 12mm in diameter.
  - **Quality/Corrosive rating:** QC21: Burning period: 12hrs/24hr cycle. Commercial use, indoor mainly - painted or plated metals. Not for use in corrosive environments.


**Connecting the Terminal Block**

Connect main supply (brown - live, blue - neutral, green/yellow - earth) into terminal block making sure all connections are tight.


**INSTALLATION INSTRUCTIONS:**

**⚠** Electrical products can cause death, injury, or damage to property. Installation of this product must be carried out by a qualified electrician.

- Ensure mains supply is switched off.
- Insert masonry plugs into mounting surface.
- Fit mounting bracket onto mounting surface with self-tapping screws.
- Connect main supply wires to terminal block making sure all connections are tight.
- Fit ceiling cup onto mounting bracket with screws.
- Fit lamps firmly into lampholders
- Fit glass shade onto ceiling plate by securely placing it into mounting clips
- Reconnect power.

**WARNING:**

- This fitting must be earthed.

